



January 11, 2012  
Research Department  
[research@scstrade.com](mailto:research@scstrade.com)

# Economic Worksheet of Pakistan

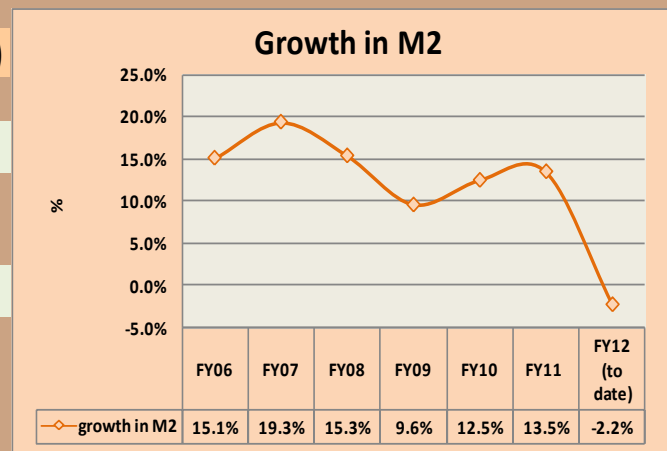


# Economic Indicators

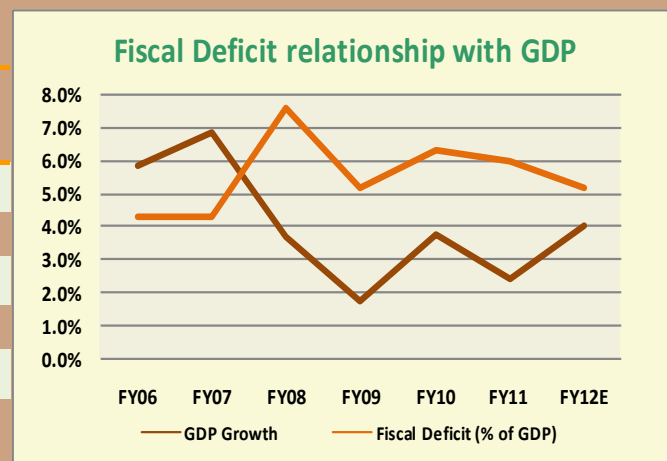
	FY06	FY07	FY08	FY09	FY10	FY11	FY12 (to date)
<b>Forex Reserves (\$bn)</b>	13.12	15.65	11.40	12.43	16.75	18.24	16.92
<b>M2 (PKRmn)</b>	3,406,905	4,065,155	4,689,143	5,137,205	5,777,234	6,555,481	6,651,663
<b>GDP (PKRbn)</b>							
<b>Commodity Producing Sector</b>							
Agriculture	1,092.098	1,137.037	1,148.851	1,195.002	1,201.945	1,216.523	
Industry	1,256.827	1,367.532	1,387.117	1,385.669	1,500.345	1,499.360	
	2,348.925	2,504.569	2,535.968	2,580.671	2,702.290	2,715.883	
<b>Service Sector</b>	2,511.551	2,687.140	2,847.044	2,895.045	2,979.241	3,101.523	
<b>Real GDP at constant prices</b>	4,860.476	5,191.709	5,383.012	5,475.716	5,681.531	5,817.406	
<b>GDP Growth (constant prices)</b>	5.8%	6.8%	3.7%	1.7%	3.8%	2.4%	3.8-4.0%*
<b>Fiscal Deficit (% of GDP)</b>	4.3%	4.3%	7.6%	5.2%	6.3%	6.0%	5-5.5%*

\* = Projections

Source: [www.sbp.org.pk](http://www.sbp.org.pk) [www.finance.gov.pk](http://www.finance.gov.pk) (economic survey)



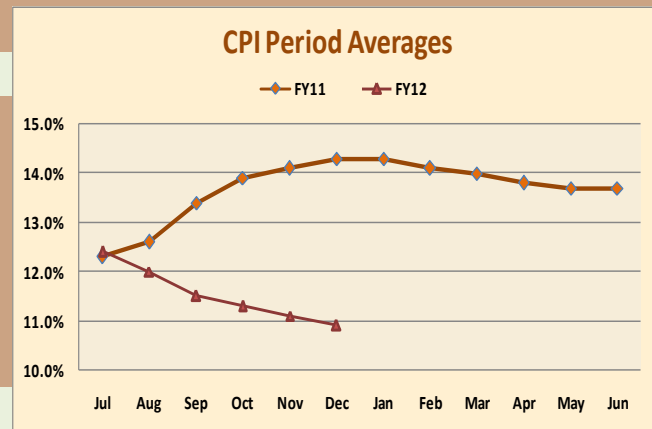
Standard Capital Research



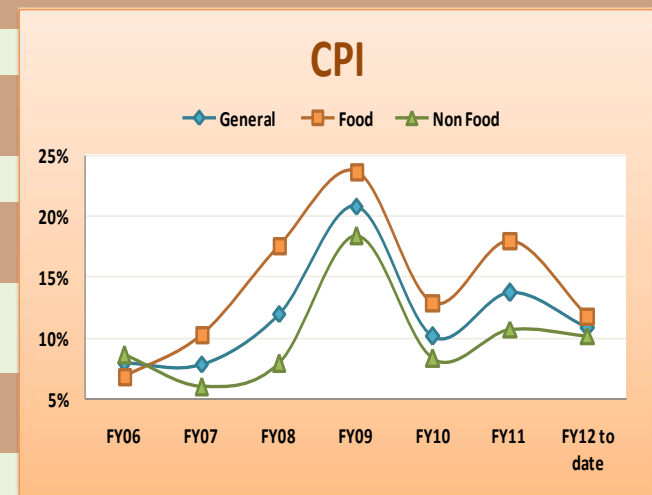
Standard Capital Research



	FY06	FY07	FY08	FY09	FY10	FY11	FY12 to date
<b>Inflation CPI %</b>							
General	7.9	7.8	12.0	20.8	11.7	13.9	10.9
Food	6.9	10.3	17.6	23.7	12.5	18.0	11.8
Non Food	8.6	6.0	7.9	18.4	11.1	10.5	10.2
<b>Balance of Payments (US \$mn)</b>							
Exports	16,553	17,278	20,427	19,121	19,673	25,461	10,075
Imports	(24,994)	(26,989)	(35,397)	(31,747)	(31,209)	(35,637)	(16,499)
Trade Balance	(8,441)	(9,711)	(14,970)	(12,626)	(11,536)	(10,176)	(6,424)
<b>Current A/c (\$ mn)</b>							
	(4,991)	(6,878)	(13,874)	(9,251)	(3,946)	542	(2,104)
<b>Home Remittances (\$ mn)</b>							
	4,600	5,494	6,451	7,811	8,837	11,201	6,325
<b>Total Domestic Debt (PKRbn)</b>							
	2,336.8	2,610.3	3,274.6	3,860.7	4,654.0	6,017.0	6,778.7
<b>Total External Debt (US \$bn)</b>							
	35.9	39.0	44.5	50.7	57.4	61.8	
<b>Net Foreign Investment (US \$bn)</b>							
		8.43	5.48	2.67	2.09	1.92	0.30



Standard Capital Research



Standard Capital Research

Source: [www.sbp.org.pk](http://www.sbp.org.pk) [www.finance.gov.pk](http://www.finance.gov.pk) (economic survey) [www.statpak.gov.pk/](http://www.statpak.gov.pk/)

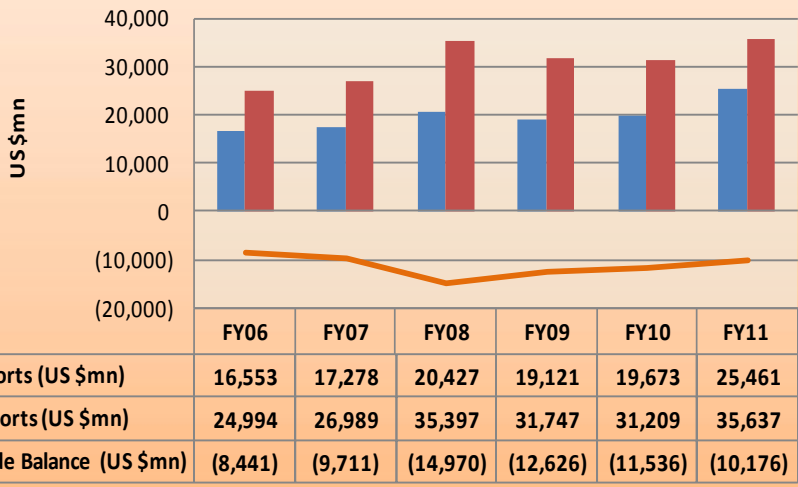


	FY06	FY07	FY08	FY09	FY10	FY11	FY12 to date
--	------	------	------	------	------	------	--------------

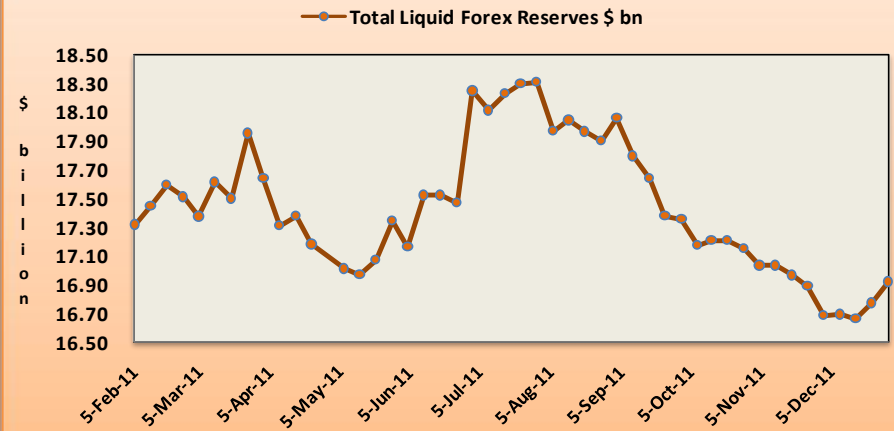
**Industry Growth %**

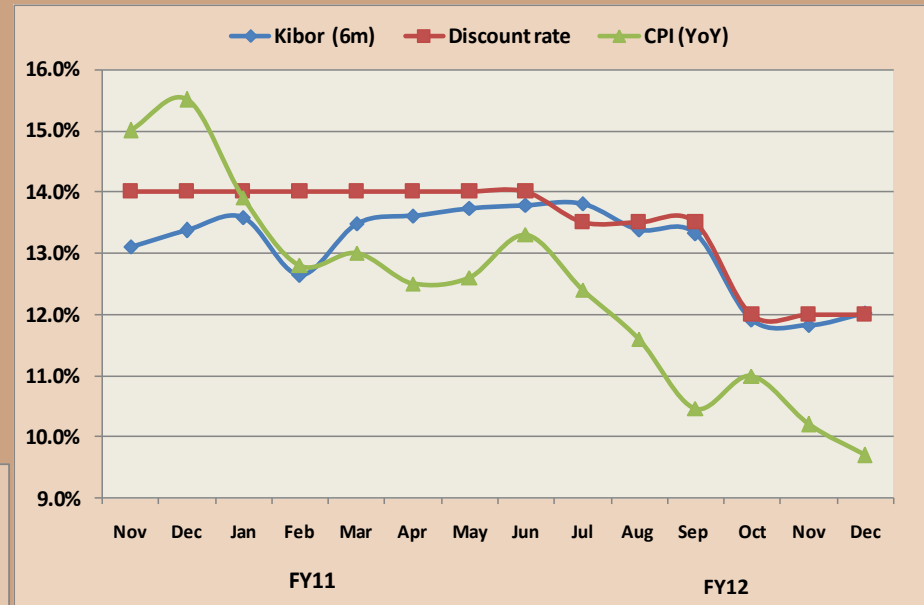
<b>Commodity Producing Sector</b>	<b>5.1</b>	<b>6.6</b>	<b>1.3</b>	<b>0.8</b>	<b>3.6</b>	<b>0.5%</b>
Agriculture	6.3	4.1	1	4	2	1.2%
Manufacturing	8.7	8.3	4.8	-3.7	5.2	-0.1%
<b>Services Sector</b>	<b>6.5</b>	<b>7</b>	<b>6</b>	<b>1.6</b>	<b>4.6</b>	<b>4.1%</b>

**Imports and Exports**



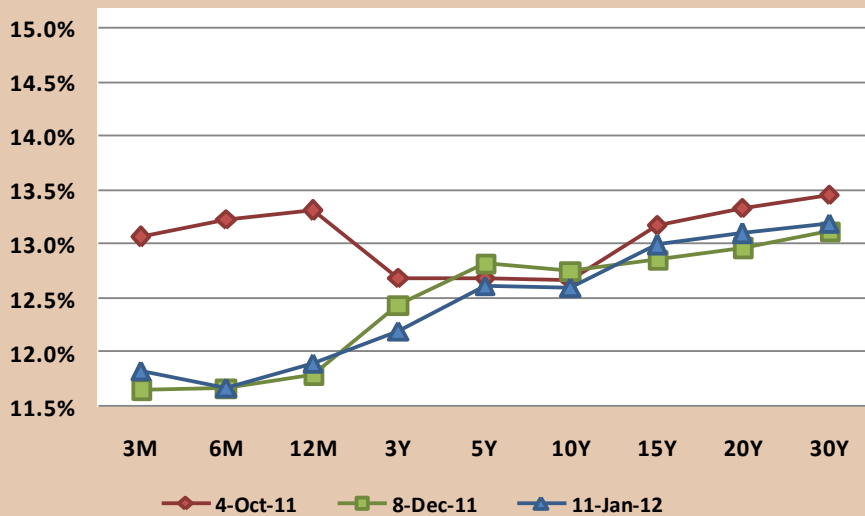
**Forex Reserves (weekly trend)**





Standard Capital Research

### Yield curve



Standard Capital Research



**Standard Capital**

Securities (Pvt) Ltd

scstrade  .com

**Research Team:**

Head of Research: Syed Faisal Shaji

Research Analyst: Zain Saleem

Research Analyst: Gulshan D Ferozepurwalla

Database: M. Naseem Alam

**Address:**

Standard Capital Securities (Pvt.) Ltd.

Room No. 78 & 79 Karachi Stock Exchange Building,

I.I Chundrigar Road, Karachi - Pakistan.

Call us @ 111 – 111 – 721 | Ext. 108

Telephone No # 009221 – 32410942

or email your query at [info@scstrade.com](mailto:info@scstrade.com) or [research@scstrade.com](mailto:research@scstrade.com)

**Disclaimer:**

This report has been prepared by Standard Capital Securities (Pvt) Ltd and is provided for information purposes only. The information and data on which this report is based are obtained from sources which we believe to be reliable but we do not guarantee that it is accurate or complete. Standard Capital Securities (Pvt) Ltd accepts no responsibility whatsoever for any direct or indirect consequential loss arising from any use of this report or its contents. Investors are advised to take professional advice before making investments and Standard Capital Securities (Pvt) Ltd does not take any responsibility and shall not be held liable for undue reliance on this report. This report may not be reproduced, distributed or published by any recipient for any purpose.

scstrade  .com

INFORMATION  
IS THE KEY

Karachi Stock Market  
News and Analysis

Powerful Trading Platform

scs  rader    scs  info

scstrade  .com