

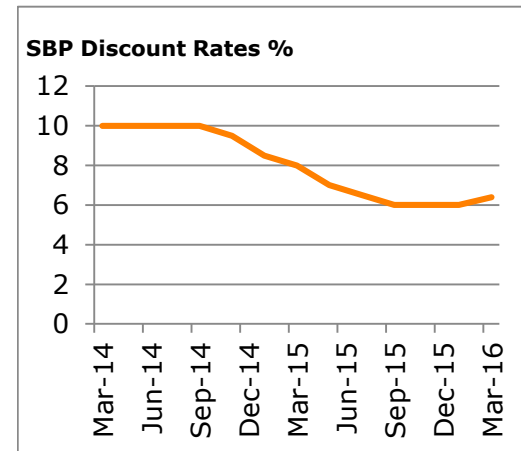
Monetary policy statement – our estimations based on economic correlation

REK-66

www.jamapunji.pk

Overall investment conditions in Pakistan has improved given ongoing regional alliances and we expect foreign direct investment (FDI) will increase with growing political stability. FDIs could spur economic growth which has eluded the country for the time. Given weak real economic indicators due to energy shortage & subsequent demand for foreign loans, we have seen stagnant exports and thus increase in trade deficit to USD12bn.

In the upcoming Monetary Policy Statement (MPS) we expect SBP will increase benchmark interest rates from present level of 6% by 40 basis – 50 basis point for March 2016 bimonthly report. SBP set floor for Repo rates to 4.5 % with maximum allowable spread to 1 %. Current Real interest rate is 1.18 % while target rate for FY16 is 6 %.



Energy, Transportation and Connectivity Projects

Government with the aid of planning commission & Board of Investment (BoI) is finding all possible solutions to invite FDIs in the country. Ministry of Finance (MoF) is vying to improve depleting revenues wherein efforts not bearing fruit to stop swelling trade deficit which is mainly due to decreasing exports.

In order to sort this, government is finding cheaper sources of energy and recently Pakistan has signed LNG deal with Qatar which is worth USD 16bn. According to this deal Qatar will provide 3.75mn tons LNG to Pakistan for 16 years which would meet 20% of energy needs. For transportation of LNG from port terminal, a Russian company is laying 1100 km pipeline which will cost USD 2bn and will help supplying LNG to power-plants and other industries.

Government is also building new power plants and converting oil and coal based plants to LNG plants. On the other hand poor performance of transportation sector has caused government loss of 5% of GDP. Government has planned to spend USD 147mn for Orange line metro project and other transportation projects like metro bus project for Karachi.

Thus we expect demand for loans from government to increase.


Analyst

Nasir Ali

0092 21 32461427

www.scstrade.com

Disclaimer: This report has been prepared by Standard Capital Securities (Pvt) Ltd and is provided for information purposes only. The information and data on which this report is based are obtained from sources which Standard Capital Securities (Pvt.) Ltd believe to be reliable but Standard Capital Securities (Pvt.) Ltd do not guarantee that it is accurate or complete. Standard Capital Securities (Pvt) Ltd accepts no responsibility whatsoever for any direct or indirect consequential loss arising from any use of this report or its contents. Investors are advised to take professional advice before making investments and Standard Capital Securities (Pvt) Ltd does not take any responsibility and shall not be held liable for undue reliance on this report. This 'Research Report' may not be reproduced, distributed or published by any recipient for any purpose.



Increase in Inflation

In Pakistan as more than 70% of workers are related to informal sector thus revenue collection through direct taxation is difficult for government thus increase in indirect taxation helps in revenue collection however it has a negative impact on inflation. As a result Y-o-Y inflation for 8MFY16 increased to 4% and once again inflation has shown increasing trend while SBP targeted 6% inflation for FY16.

Growth in Large manufacturing Industries

Large scale manufacturing Industries growth rate for 6MFY16 is 3.89% which was 2.71% for 6MFY15. Increase in growth is mainly due to decreasing oil prices as well as increase in confidence of investors due to improving security situation and China Pakistan Economic Corridor Project (CPEC).

Trade Deficit

Trade Deficit has increased to USD 12bn for 7MFY16 in which Jan16 contribution is USD 1.8bn as a result Pakistan missed its GDP target. Increase in deficit is mostly due to Import of machinery that has increased to USD 4.8bn. Mostly it's related to energy, transportation and connectivity sector given CPEC related projects.

FDI Inflow

In 7MFY16 FDI in power and transportation increased by 66% and 384% respectively. In financial business there was no FDI inflow for 7MFY16 as compared to USD 256mn in FY15. In country wise comparison of FDI during 7MFY16, there is no FDI inflow from USA as compared to USD 209mn in 7MFY15.

Fiscal Deficit

Fiscal Deficit increased by 3% to USD 5bn for 7MFY16 which was USD 2.28bn in previous corresponding year. For improving it government has announced tax immensity scheme and other indirect taxes. While credit to private sector has increased to USD 46bn which shows business conditions in Pakistan are improving.


'Research Analyst' Certification: 'Research Analyst' involves in this 'Research Report' certifies that:

- 'Research Analyst' or any of his close relatives do not have a financial interest in the securities of the 'Subject Company' aggregating more than 1% of the value of the 'Subject Company'
- Research Analyst or his close relative has neither served as a director/officer in the past 3 years nor received any compensation from the Subject Company in the previous 12 months
- his compensation will not be related to the recommendations or views given in Research Report

Distribution of 'Research Report'

Standard Capital Securities (Pvt.) Ltd. will distribute Research Report to clients in a timely manner through electronic distribution vide email or through physical distribution such as courier express. Standard Capital will make all efforts; even so it is possible that not all clients may receive Research Report at the same time given technical glitches or breakdown/slowdown of internet during the process of sending emails.

Disclaimer: This report has been prepared by Standard Capital Securities (Pvt) Ltd and is provided for information purposes only. The information and data on which this report is based are obtained from sources which Standard Capital Securities (Pvt.) Ltd believe to be reliable but Standard Capital Securities (Pvt.) Ltd do not guarantee that it is accurate or complete. Standard Capital Securities (Pvt) Ltd accepts no responsibility whatsoever for any direct or indirect consequential loss arising from any use of this report or its contents. Investors are advised to take professional advice before making investments and Standard Capital Securities (Pvt) Ltd does not take any responsibility and shall not be held liable for undue reliance on this report. This 'Research Report' may not be reproduced, distributed or published by any recipient for any purpose.



'Research Entity' Disclosures

- Standard Capital Securities (Pvt.) Ltd. or any of its officers and directors does not have a significant financial interest (above 1% of the value of the securities) of the subject company.
- Standard Capital Securities (Pvt.) Ltd. employee including directors, officers or associates has not served the subject company in preceding 36 months.
- Subject Company is not been a client for Standard Capital Securities (Pvt.) Ltd. during the publication of Research Report
- Standard Capital Securities (Pvt.) Ltd. has not managed public offering, take-over or buyback of securities for the Subject Company in the past 12 months neither receives any compensation from the subject company for corporate advisory or underwriting services in the past 12 months.
- Standard Capital Securities (Pvt.) Ltd. may make markets in securities or other financial instruments described in this publication, in securities of issuers described herein or in securities underlying or related to such securities. Standard Capital Securities (Pvt.) Ltd. may have recently underwritten/or in the process of underwriting the securities of an issuer mentioned herein. Standard Capital Securities (Pvt.) Ltd. may also have provided/providing advisory services to the issuer mentioned herein.

Rating System

- Standard Capital Securities (Pvt.) Ltd. standardized recommendation structure i.e. Buy/positive, Hold/neutral and Sell/negative, based on Target, if any or vide various valuation methods.
- For the determination of target price, Analyst shall use Price to earnings, price to book, Discounted cash flows etc as valuation method
- The time duration is the financial reporting period of Subject Company.

Disclaimer: This report has been prepared by Standard Capital Securities (Pvt) Ltd and is provided for information purposes only. The information and data on which this report is based are obtained from sources which Standard Capital Securities (Pvt.) Ltd believe to be reliable but Standard Capital Securities (Pvt.) Ltd do not guarantee that it is accurate or complete. Standard Capital Securities (Pvt) Ltd accepts no responsibility whatsoever for any direct or indirect consequential loss arising from any use of this report or its contents. Investors are advised to take professional advice before making investments and Standard Capital Securities (Pvt) Ltd does not take any responsibility and shall not be held liable for undue reliance on this report. This 'Research Report' may not be reproduced, distributed or published by any recipient for any purpose.